



## AF06 Range

High voltage air and oil fume purification power supply



### Specification Summary

The AF06 Range is a highly compact and efficient, mains powered high voltage power supply. The primary application is for air or oil fume purification. It is also suitable for other general purpose application.

The AF06 has a precise, stable and adjustable output voltage and output current. It is safe and reliable, with a high tolerance to the noise generated by electrical discharges.

The power supplies are designed as single output by default. The dual output power supplies are also available when customer specified.

Please note that the power supply image is for 10-20kV AF06. For other outputs please refer to product description.

#### Input Specification

<b>Input voltage</b>	220VAC (200VAC - 240VAC)
<b>Input current</b>	Less than 6A

#### Output specification

<b>Output voltage range* (kV)</b>	8-10	16-20	24-30	32-40	40-50	48-60
<b>Available output voltages</b>	10kV	20kV	30kV	40kV	50kV	60kV
<b>Power range</b>	600W, 800W and 1000W					
<b>Output polarity</b>	Positive or negative. Please specify when ordering.					

<b>Line regulation</b>	Less than 0.5%
<b>Load regulation</b>	Less than 0.5%
<b>Voltage ripple</b>	Less than 1% at full load.
<b>Temperature drift</b>	300ppm/°C maximum when operating under 55°C.

\*Other output voltages can also be supplied. Please contact Genvolt.

#### Protection

<b>Short circuit protection</b>	In the event of an output short circuit, the output current will remain at the set value.
<b>Over-current protection</b>	In the event of an output over-current, the output current will remain at the set value.
<b>Spark protection</b>	When the power supply experiences a spark on the load, the output will be switched off momentarily. After which, it will be restored automatically.

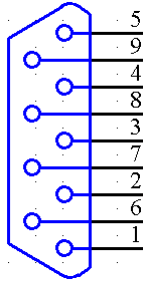
#### Control interface

##### Local control mode:

The output voltage and current can be adjusted by the two potentiometers next to the 9 way D type connector. Winding both potentiometers clockwise increases the output.



**DB9 D type female connector in default settings (refer to 30kV 1kW power supply):**



1	DGND	Digital ground, isolated from Pin 4 GND
2	SPARK	Opto-coupler output for spark detection: OPEN and then CLOSE within 1s = SPARK; OPEN = FAULTY or STOP WORKING; CLOSE = FUNCTIONAL
3	VDEM	To be defined
4	GND	Analogue ground
5	VFBK	Regarding Pin 4 GND: voltage feedback 0 - 5V = 0 to maximum voltage e.g. 4V = 24kV and 5V = 30kV (for 30kV 1kW power supplies)
6	L/R MODE*	To be defined
7	HV INHIBIT	Regarding Pin 1 DGND: 0V or FLOATING = HV ON; +12V = HV OFF
8	IDEM	To be defined
9	IFBK	Regarding Pin 4 GND: 0 - 5V = 0 - maximum current e.g. 4V = 26.64mA and 5V = 33.3mA (for 30kV 1kW power supplies)

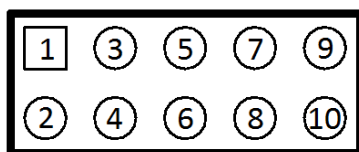
**Remote control mode:**

Remote control is also available for AF06. On DB9 connector:

3	VDEM	Voltage demand. Regarding Pin 4 GND: 0 - 5V = 0 to maximum voltage e.g. 4V = 24kV and 5V = 30kV (for 30kV 1kW power supplies) Please note that AF06 Range is not adjustable from 0kV.
6	L/R MODE*	Regarding Pin 1 DGND: when applying +12VDC to this pin, the power supply is in remote control mode.
8	IDEM	Current demand. Regarding Pin 4 GND: 0 - 5V = 0 - maximum current

*\*Local control mode is the default setting for AF06 power supplies. Please specify when ordering.*

**IDC10 male connector (optional\*):**



1	VFBK	Regarding Pin 3 GND: voltage feedback 0 - 5V = 0 to maximum voltage e.g. 4V = 24kV and 5V = 30kV (for 30kV 1kW power supplies)
---	------	--

2	IFBK	Regarding Pin 3 GND: 0 - 5V = 0 - maximum current e.g. 4V = 26.64mA and 5V = 33.3mA (for 30kV 1kW power supplies)
3	GND	Analogue ground
4	IDEM	Current demand. Regarding Pin 3 GND: 0 - 5V = 0 - maximum current
5	VDEM	Voltage demand. Regarding Pin 3 GND: 0 - 5V = 0 to maximum voltage e.g. 4V = 24kV and 5V = 30kV (for 30kV 1kW power supplies) Please note that AF06 Range is not adjustable from 0kV.
6	HV INHIBIT	Regarding Pin 9 DGND: 0V or FLOATING = HV ON; +12V = HV OFF
7	SPK/FAULT	Opto-coupler output for spark detection: OPEN and then CLOSE within 1s = SPARK; OPEN = FAULTY or STOP WORKING; CLOSE = FUNCTIONAL
8	L/R MODE	Regarding Pin 9 DGND: when apply +12VDC to this pin, the power supply is in remote control mode.
9	DGND	Digital ground, isolated from Pin 4 GND
10	VDC FAN	Regarding Pin 3 GND: providing an optional +12VDC for customer use. This is provided by the internal fan power supply.

*\*Please specify the connector type for control interface (DB9 or IC10) when ordering.*

**Environmental Requirements**

<b>Operating temperature</b>	-10°C to 50°C
<b>Storage temperature</b>	-20°C to 80°C

**Mechanical Specifications**

<b>Voltage range</b>	10-20kV	30-40kV	50-60kV
<b>Width</b>	160mm	180mm	180mm
<b>Height</b>	105mm	136mm	155mm
<b>Depth</b>	268mm	310mm	340mm
<b>HV output connector</b>	On one side of the power supply	Mounted on the back panel	Mounted on the back panel
<b>Control interface connector</b>	9 way D type female connector (Optional: 10 way IDC connector)		

**Power input connector**

Standard 3 way PCB terminal socket & plug 7.62mm pitch.

Legend	Definition	
L	Mains input	Live
N		Neutral
E		Earth

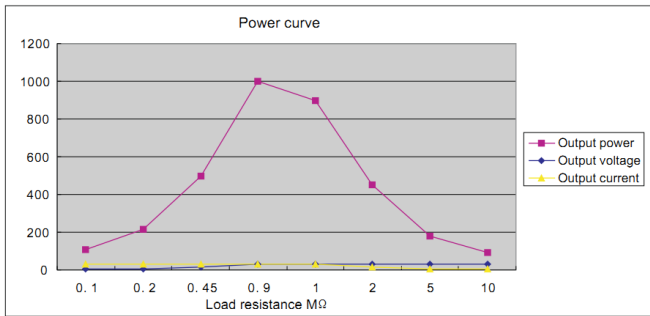


**Model number**

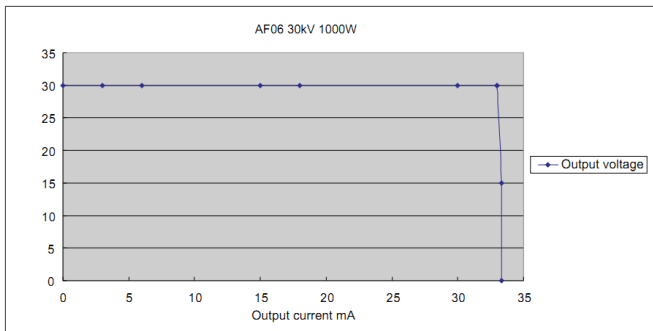
**AF06-220-P1000-30L**



**Power curve**



**Output current versus voltage curve**



**Safety**

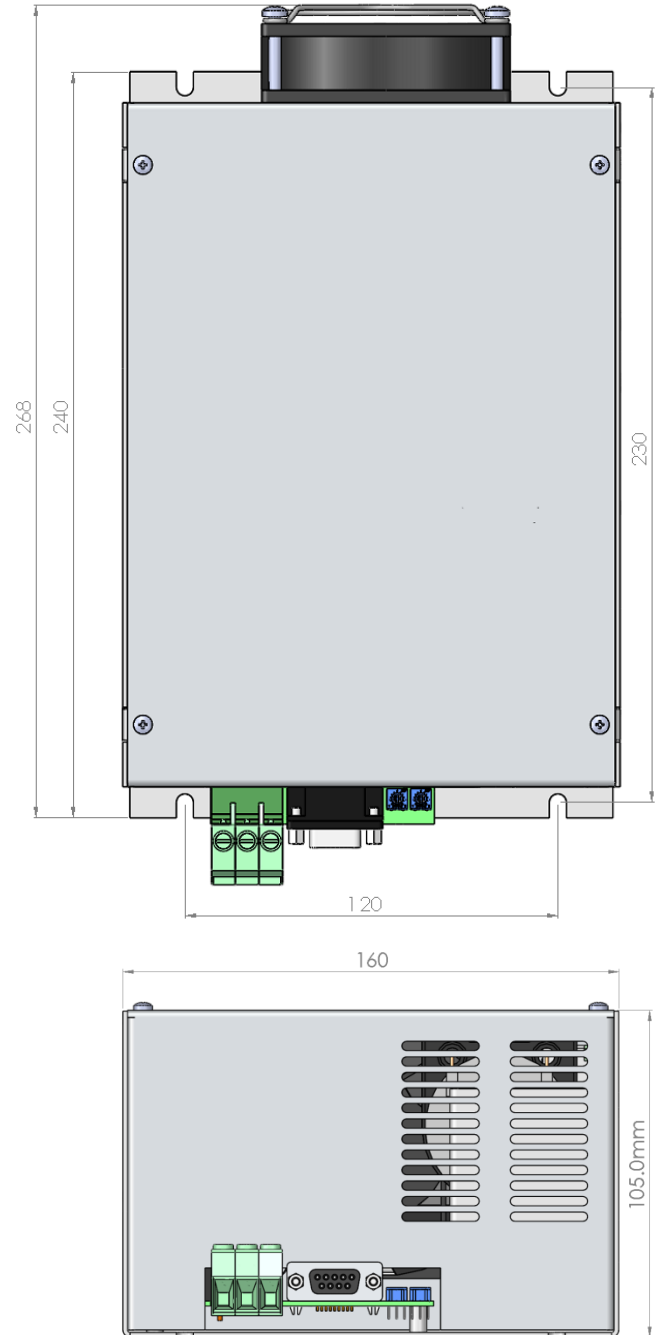
This power supply contains hazardous voltages and stored energy. Contact with the output may result in fatal injury. It should only be used and maintained by trained personnel.

- The area where the power supply is to be used should be kept clean and dry.
- Keep a safe distance from the output connector and remove any item which may come in to contact with the output.
- Ensure that a secure connection is made between the Earth side of the load and the green and yellow Earth lead.

*For requirements other than those specified, please do not hesitate to contact Genvolt.*

**Dimensions**

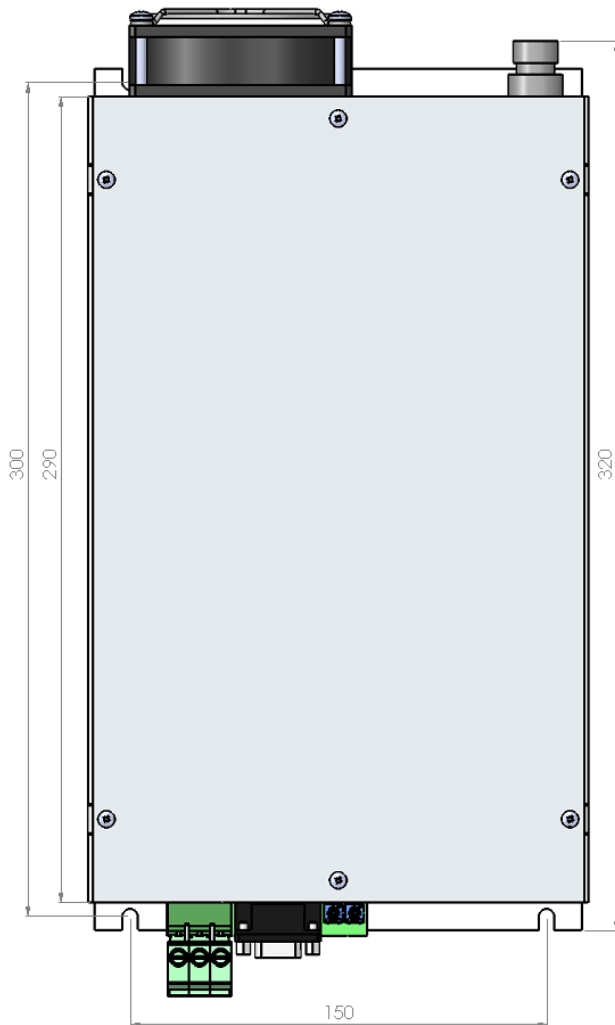
10-20kV power supplies:





**Dimensions**

30-40kV power supplies:



50-60kV power supplies:

